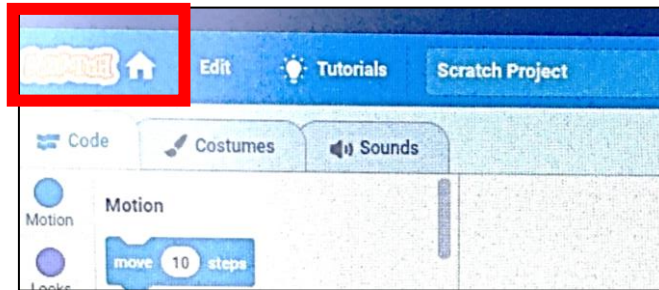


Loading Flappy Bird Code in the SCRATCH App

If you are using the SCRATCH app, you must **import** the Flappy Bird file into the app's **home screen** to load it into the coding space.

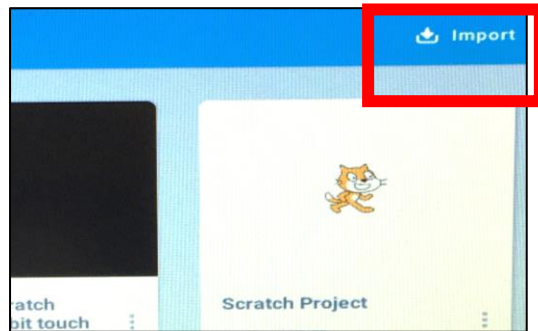
Step 1

Go to **home** screen



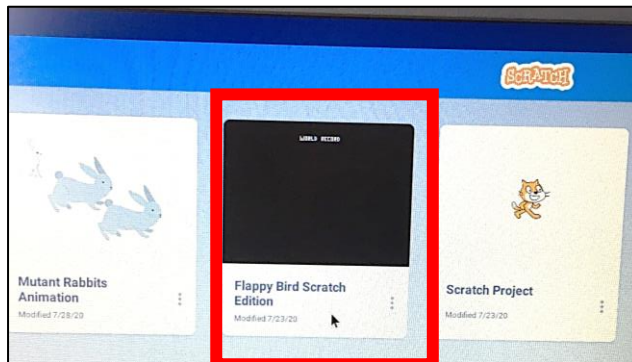
Step 2

Import the file
**Flappy Bird Scratch
Edition.sb3**



Step 3

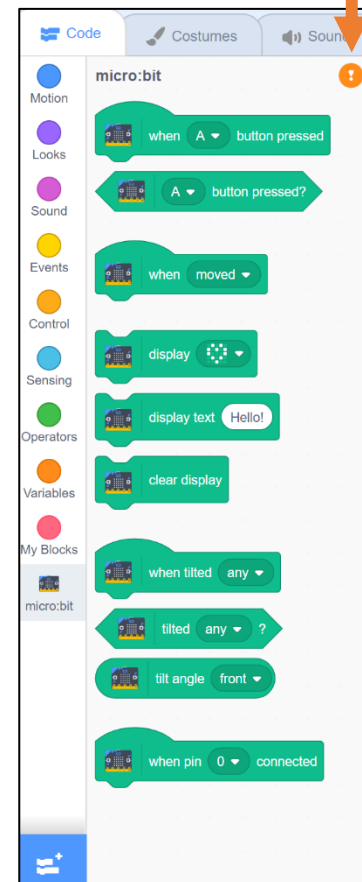
Click on the file to load
**Flappy Bird Scratch
Edition.sb3**



Troubleshooting

1. If the Flappy Bird file becomes unusable—import a fresh version onto the app home screen.
2. Make sure SCRATCH sees the BBC micro:bit.

Orange means
NOT connected



Green means
connected

